

Advent Adventures



With Aunty Pé



Name: _____

Compiled by: Wispé De Coteau

Foreword

Advent: A Time of New Beginning, New Hope, New Opportunities and Great Expectation!

It is in this context that I wish to commend this publication “Advent Adventures by Auntie Pé” to our Diocese.

This publication is one which, I believe, our Sunday School children and also adults would find rather interesting and informative as we journey through Advent 2021. My prayer is that we will all open our hearts and minds to its contents and grow in stature, having read and participated in its exercises. Further, it is my humble prayer that, as our Sunday School children engage in this journey they will be led along the path to a deeper relationship with Almighty God.

Our heartiest congratulations Ms. Wispé De Coteau (Auntie Pé) on this undertaking. I pray that Almighty God, through the power of the Holy Spirit, would continue to guide her in this ministry.

“Advent creates people, new people” *Dietrich Bonhoeffer*

A Blessed and Focused Advent Season to all.

*The Venerable Edwin Primus
Archdeacon South*



About the booklet

Advent is the time of preparation for the coming of the birth of Jesus Christ, the Messiah. The church celebrates this time in prayer and learning. We look at the journey through the ages to what brought us to the point of Jesus' birth. Advent takes place four weeks before Christmas. The liturgical colour of advent is purple, which signifies a time of prayer, penance, and sacrifice. We also use purple to signify the royalty of the coming King, Jesus.

This booklet aims to give Sunday school aged children the opportunity to explore the themes presented during Advent using child friendly material. To Prepare, to experience the Journey and to watch for signs of Jesus.

The Adventure is guided each week by a Buddy, (local animal), who will walk them through each activity. Each week is filled with activities: Song, Craft, Snack, Bible Story.

Special Thanks to:

Rev. Fr. Dr. Eric Thompson (St. Thomas Parish, Chaguanas)

Rev. Fr. Micheal Lawrence (St. Mary Parish, Tobago)

Rev. Fr. Ashton Gomez (St. Michael and All Angles, Diego Martin)

Rev. Fr. Dr. Lionel Richards (St. David's Parish, Tobago)

Mrs. Gail Elliott-De Coteau (St. Thomas Parish, Chaguanas)

Aunty Pé



A Candle is burning: https://youtu.be/Is7DS_QBPBg

Happy 1st week of Advent!



Today we light the first Advent candle. This purple candle represents **HOPE**. It is also known as the Prophecy candle, as we remember the Prophets. Prophets are persons who told the world of things before they happened. They were guided by God to be God's voice to the people. Their words can either be a warning, bring hope or ask persons to change, all according to God's plan. Prophets had an important but difficult job. They gave the news then watched and waited for the great things to come.

One such prophet was Isaiah. He spoke to the people of Israel who were becoming restless and disobedient. He foretold that a baby will be born to save us all. **Isaiah 7:14** says "Therefore the Lord himself will give you a sign. Look, the young woman is with child and shall bear a son and shall name him **Immanuel.**" Sounds familiar? Yes, he predicted the birth of Jesus hundreds of years before the first Christmas. He told who will give birth and what he (the baby) will mean to us. Immanuel means "God is with us" Even by his name we are told that Jesus is the earthy form of God. God walking among us.

Do you know this Advent hymn? https://www.youtube.com/watch?v=RTsCC0hwL5g&ab_channel=Pentatonix

Hi!



Meet Steve a Buffalypso!



STEVE

Buffalypso was developed in Trinidad by Dr. Stephen Bennett, in the 1960s. At that time, there were little or no tractors and trucks working in the fields. Animal power was popular as oxen, mules and donkeys were used as *beasts of burden*. Sadly, pests came and got these animals sick. Many died. Dr. Bennett developed a new breed of animal which could stand against the pests. This new animal brought **HOPE** to the farmers. The Buffalypso was a new animal that the pest couldn't get sick! These animals were resilient (strong), and they were better than the previous work animals. Their meat and milk are exported (sold) all over the world.


The horns of the Buffalypso are curved. These horns remind us that in life there will be curves, challenges that we do not think we can handle, but with Jesus as our **HOPE** we can withstand and overcome those challenging curves of life and become resilient.

Just like the Buffalypso brought **HOPE** to the farmers, we think of Jesus who brings **HOPE** to mankind. With this **HOPE** we know that things will get better. We are confident that Jesus will make us stronger to face the pests of the earth and become better than we were before!

BIBLE CORNER



Let's meet some of the prophets who foretold the coming of Jesus the Messiah - the hope and restoration of mankind - years before he was even born.



Micah
5:2-4

Meet Micah

Micah is recognized during Advent for being the one who told us **the location** of Jesus' birth. Approximately 700 years before it even happened.

Micah 5:2 - But you, O Bethlehem of Ephrathah, who are one of the little clans of Judah, from you shall come forth for me one who is to rule in Israel, whose origin is from of old, from ancient days.



Isaiah
6:1-8

Meet Isaiah

He is remembered during Advent for being the prophet who told us that Jesus' **birth will be special** and impossible. A virgin will give birth. He reminds us 740 years before the birth, that with God all things are possible.

Isaiah 7:14: Therefore, the Lord himself will give you a sign. Look, the young woman^[a] is with child and shall bear a son, and shall name him Immanuel.



Meet Hosea

He is remembered at Advent for his prophecy that **Jesus will spend many years in Egypt.**

This comes to pass in Matthew 2: 11-13.

Hosea: 11:1- *When Israel was a child, I loved him, and out of Egypt I called my son.*



Meet Jeremiah

We remember him at Advent because he prophesized **boys under 12 would be killed to protect Jesus** 630 years before it happened.

Jeremiah 31:15: *Thus says the LORD: A voice is heard in Ramah, lamentation and bitter weeping. Rachel is weeping for her children; she refuses to be comforted for her children, because they are no more.*

Advent Gift Basket

The Advent Season or the "Season of Giving." Even now during the present COVID 19 pandemic we are called to reach out a helping hand to persons in need. Each week you are tasked to add to our Gift Basket.

This week, add grains to the basket to symbolize the Hope that for the upcoming season persons will be provided for in plentiful, just as one grain planted yields many, our small weekly contribution would yield a full basket.

Some Grains to add to your basket include:

- ❖ Rice
- ❖ Lentil peas
- ❖ Red beans
- ❖ Flour
- ❖ Pasta
- ❖ Popcorn
- ❖ Cereal



Recipe

Grains Salad

1 cup or 1 can each of three beans of your choice (red beans, chickpeas, bodi, black beans etc.)

3 ears or 1 tin corn (sweet corn is better)

1 small red onion

Celery


Black pepper

Sweet pepper (different colours if you can)

1 cucumber

Juice of 1 lime

salt



Method

Precook beans. If using canned beans, drain off liquid. Place all beans in a large bowl. Remove seeds and devein peppers then dice. Peel and dice cucumbers. Chop onions and celery. Add all to beans. Mix. Add salt and black pepper to taste. Add lime juice. Toss salad. Refrigerate until ready for use.



A Candle is burning: https://youtu.be/Is7DS_QBPBg



Advent Adventure

The second Advent candle represents **PEACE**. Jesus is the **Prince of Peace** and at his birth the angels proclaimed that there is **PEACE** on earth. Today it is difficult to see the peace on the earth. When we look at the news or even if we open our social media, it seems as though everyone is fighting. Where is the peace? God calls us to respond in peace. The only way we can do this is by forming our own relationship with God. When we recognize that the stresses and problems of our lives are not greater than God, and we give this burden to him this is what peace looks like. Worry free, stress free, simply free.

Being at peace is a bit difficult during this time of a "True Trini" Christmas, when we are cleaning, washing, cleaning, cooking, cleaning, putting up decorations, cleaning, baking, and don't forget the cleaning. This is one of the busiest times of the year. I urge you however to find a moment, 5 minutes to talk to God and ask for peace from **the source**, from the **Prince of Peace**: to pattern his works and to move in peace to ensure that each day will fill with God's peace. Already at peace? Then then take this moment to grant peace to others.

Hi!



Meet Barbara the Barbados Black Belly Sheep



Barbara

Barbara is currently pregnant, just like Mary was during the 1st Advent. Barbara is carrying a Lamb! We often call Jesus the Lamb of God. This is because lambs/sheep possess a very peaceful nature, they follow their mom (ewe) and the shepherd. An example for us. We should follow our parents' advice and the teachings of God. When we follow the ways of Christ, we experience the Peace that only God can give.



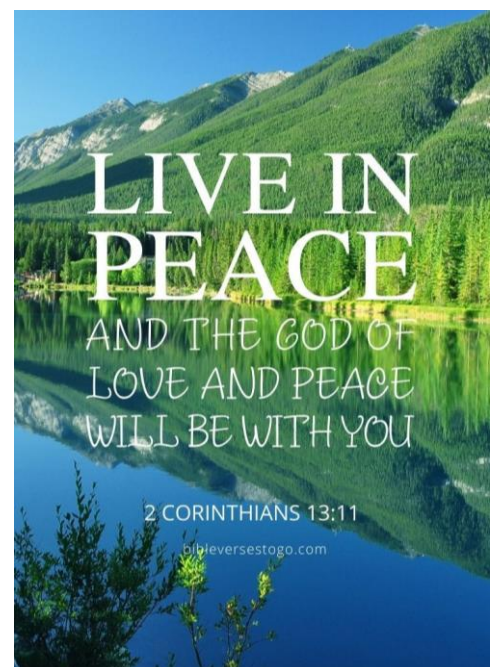
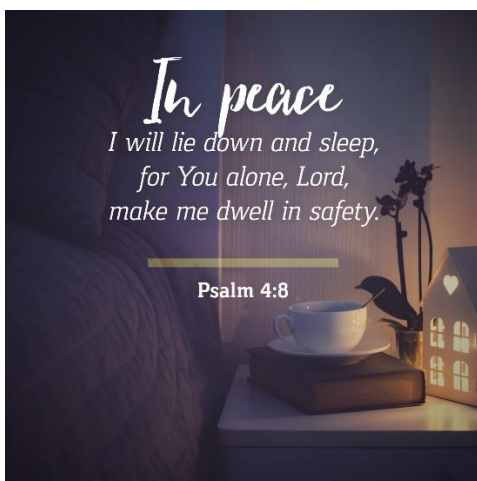
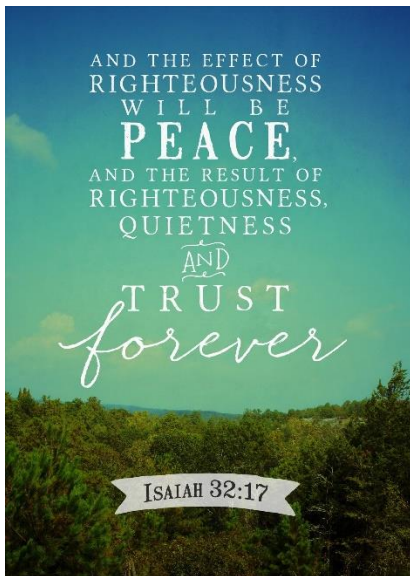
Barbados Black belly lamb

Let us sing. <https://youtu.be/pnlq3zfTXZE> Prince of Peace by Monica Scott

BIBLE CORNER



Bible Verses that you can repeat when you need peace:



May the GOD of HOPE
fill you
with
great **JOY**
& PEACE
as you TRUST in Him.
Roman 15:13

Be a Peacemaker

What should you do to be a peacemaker at school?
Colour good actions GREEN and wrong actions RED.

I can say KIND things to others.
I can be mean in my words and actions.
I can keep MY HANDS TO MYSELF.
I can punch and kick others.
I can SAY SORRY if I do something wrong.
I can blame others.
I can PLAY with others.

E	R	T	A	D	V	E	N	T	S	N	O	G
T	F	P	E	A	C	E	M	A	K	E	R	S
I	P	Y	C	A	N	H	W	V	B	E	N	H
M	P	R	E	A	D	L	R	C	A	E	V	A
N	E	B	H	O	P	E	E	K	L	Y	U	O
K	A	E	J	R	K	B	A	J	O	Y	H	J
V	C	H	K	Y	T	R	T	A	V	S	Z	L
R	E	T	L	E	T	W	H	D	E	E	K	B

Find these words.



Unscramble the words. Write them below.

eohp

escape

yjo

elov

Advent Gift Basket

The Advent Season or the "Season of Giving." Even now during the present COVID 19 pandemic we are called to reach out a helping hand to persons in need. Each week you are tasked to add to our Gift Basket.

We add Liquids to the basket as we remember that Peace follows like a river through our lives.

Some Liquids to add to your baskets include:

- ❖ Milk
- ❖ Juice
- ❖ Tea, Lipton, Cocoa
- ❖ Oil



Recipe

INGREDIENTS:


- 1 cup dried sorrel
- 1 1/2 cups water
- 2 1/2 cups ketchup
- 1/2 cup molasses
- 1/4 cup vinegar
- 2 tablespoons soy sauce
- 1 teaspoon garlic powder
- 1 teaspoon onion powder
- 2 teaspoons pepper sauce
- 2 tablespoons corn-starch (Divided)
- 2 tablespoons water (Divided)



INSTRUCTIONS

1. Bring 1 1/2 cups water to a high boil
2. Add dried sorrel to water then take off heat and leave to steep till cool
3. When cooled, strain sorrel, making sure you get 1 cup of sorrel liquid
4. In a pot, on medium heat, add ketchup, molasses, vinegar, soy sauce, garlic powder, onion powder and pepper sauce
5. Add sorrel liquid
6. Combine and leave to simmer on medium-low for about 10 minutes. Stirring occasionally.
7. Mix 1 tablespoon of corn-starch with one tablespoon of water, making sure no lumps are left in the mixture
8. Add corn-starch mixture to pot and combine.
9. Leave to simmer another 8 - 10 minutes
10. If you would like it thicker (should be sticking to the spatula and not just running off) repeat the corn-starch mix and add to pot.
11. Once the desired thickness is achieved (with no burning), pour into a clean bottle.

Recipe: <https://www.homemadegat.com/2018/07/sorrel-hibiscus-bbq-sauce.html>



For to us a child is born...
and his name shall be called
Wonderful Counselor, Mighty God,
Everlasting Father, Prince of

PEACE.

ISAIAH 9:6 ESV



A Candle is burning: https://youtu.be/Is7DS_QBPBg



It's time for **JOY!!!!** The third Advent candle represents Joy,

When we think about babies (usually) we think of happiness. Babies put a smile on the grumpiest persons face. These little balls of mush, hold hope and peace and a new future. Whether you are going to be a big sibling or are the baby of the family you are **JOY** to persons lives.

During Advent we look at the preparation for baby Jesus. When the angel came to Mary she was in shock. She wasn't prepared or even thought that she was worthy of this baby. That must have felt more of a burden than anything else. But when Mary settled into the news, she felt Joy. This baby was the Messiah. The one that persons were waiting on for hundreds of years. The one whom the prophets were speaking about, the one who will bring peace to all men.

We experience the **JOY** of looking forward, to the future. During Advent we look forward to Christmas day, whether for the gifts, food or even family, we are filled **JOY**. This week's task is to spread Joy to one person each day. Share the Joy of knowing that Jesus was born to be the Saviour and He brought us great **JOY**.

The Joy candle also represents the Shepherds who came to see Jesus after his birth. At that time, Shepherds were the lowest group of persons in society. They were seen as dirty and smelly. Shepherds were one of the first persons to meet Jesus. The angles of the Lord delivered the great new of Jesus' birth to them instead of the elders of the church. This was one of the signs that Jesus came for everyone not just the rich but also the poor and outcast, to **EVERYONE!**

Song: While Shepherds Watched their Flocks by Night:
<https://youtu.be/eSyUvOUZwxQ>

Hi!



Meet Ron the Humming Bird



RON

Ron is a Tufted Coquette hummingbird, one of the 19 species of hummingbirds that can be found in Trinidad and Tobago. Hummingbirds are one of the tiniest birds, we see them mainly in flowering plants. They may be small but they can-do marvellous things. They are the only birds that can stay in one place during flight. They can fly forwards, backwards and even up-side down! When in a dive their tiny wings beat 70 times in a second. Ron and his hummingbird friends remind us that though we are small or tiny, we were specially made for a purpose. At birth you were given gifts from God. Use them to bring the **JOY** of God to others. You may be tiny, but you are mighty!

BIBLE CORNER

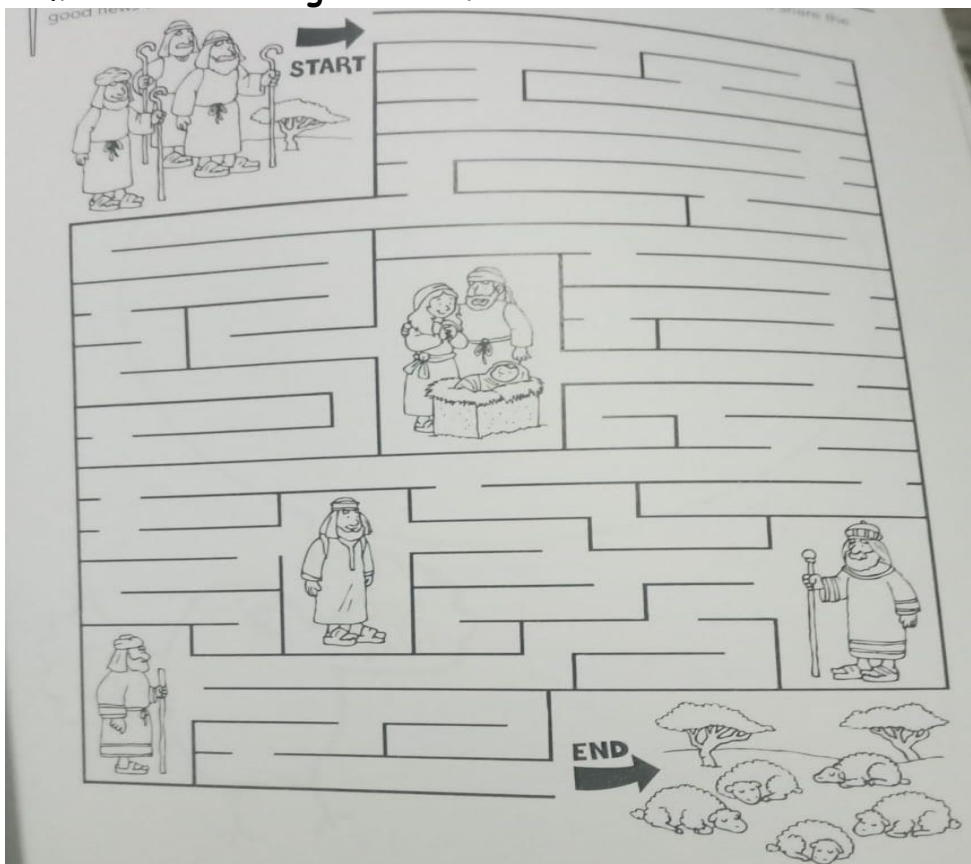


Luke 2:8-14

In that region there were shepherds living in the fields, keeping watch over their flock by night. ⁹ Then an angel of the Lord stood before them, and the glory of the Lord shone around them, and they were terrified. ¹⁰ But the angel said to them, "Do not be afraid; for see—I am bringing you good news of great joy for all the people: ¹¹ to you is born this day in the city of David a Saviour, who is the Messiah, the Lord. ¹² This will be a sign for you: you will find a child wrapped in bands of cloth and lying in a manger." ¹³ And suddenly there was with the angel a multitude of the heavenly host, praising God and saying,

¹⁴ "Glory to God in the highest heaven,
and on earth peace among those whom he favours!"

Help the Shepherds find the baby Jesus. Then help them find their way home to share the good news.



Source: Finding Bethlehem in the Midst of Bedlam- James W. Moore

BIBLE CORNER



One of the first times we see **JOY** in knowing Jesus was from a baby, not even born yet. Mary visits her relative Elizabeth who once could not have a baby, but God made it possible. This baby grows up to be one of the known persons in the bible. You will not believe it! Its John the Baptist. In his mother's belly he jumped for joy when Mary came close because he knew that Jesus was in Mary's belly on his way!

Luke 39-45

³⁹ In those days Mary set out and went with haste to a Judean town in the hill country, ⁴⁰ where she entered the house of Zechariah and greeted Elizabeth. ⁴¹ When Elizabeth heard Mary's greeting, the child leaped in her womb. And Elizabeth was filled with the Holy Spirit ⁴² and exclaimed with a loud cry, "Blessed are you among women, and blessed is the fruit of your womb. ⁴³ And why has this happened to me, that the mother of my Lord comes to me? ⁴⁴ For as soon as I heard the sound of your greeting, the child in my womb leaped for joy. ⁴⁵ And blessed is she who believed that there would be^[e] a fulfillment of what was spoken to her by the Lord."



Advent Basket:

The Advent Season or the "Season of Giving." Even now during the present COVID 19 pandemic we are called to reach out a helping hand to persons in need. Each week you are tasked to add to our Gift Basket.

We add Snacks to the basket to remember the **JOY** that the birth of Jesus brings to the earth.

Some Snacks to add to your baskets include:

- Christmas Cookies
- Biscuits
- Fruits
- Nuts
-



Recipe: Trini Black cake (non-Alcoholic)

FOR THE CAKE

- 1 lb unsalted butter
- 1 lb sugar
- 8 eggs
- 1 tsp lemon essence
- 2 tsp lime rind (zested)
- 2 tsp almond essence
- 2 tsp vanilla
- 1 lb all-purpose flour
- 4 tsp baking powder
- 2 tsp mixed spice
- 1/2 tsp grated nutmeg



THE FRUIT BASE

- 1 lb pitted prunes
- 1 lb raisins
- 1 lb currants
- 2 bottles non-alcoholic red wine or grape juice

THE BROWNING

- 1 lb brown sugar
- 1/2 cup boiling hot water

One day before:

Chop all the fruits and place in a large bowl. Pour non-alcoholic wine to cover fruits and leave in a cool corner. One day should be good if the fruits soak up the wine.

Baking day - Blend Fruits:

Pour the soaked fruit and remaining juices into a blender and blend until thick and chunky or to desired consistency.

Prepare The Browning:

Burn the sugar until it has caramelized and add hot water gradually. Let this mixture cool.

Preparation

1. Preheat oven to 275F
2. Cream the butter and sugar.
3. Add eggs one at a time, mixing in
4. Add lemon zest, almond essence and vanilla

5. Mix and sift flour, baking powder, mixed spice, and nutmeg.
6. Gradually add sifted ingredients to creamed mixture
7. Mix in fruit base and 'browning' prepared earlier
8. Pour batter into greased baking dishes
9. Bake for 3 hours
10. Once removed from the oven let cool

A Candle Is Burning https://youtu.be/Is7DS_QBPBq



It's time for **LOVE!!!!**

The fourth Advent candle represents Love.

The birth of Jesus brought a love that the world never experienced before. This is a love that God calls us to practice. This love seeks nothing in return, you don't have to do anything to gain this love. You can be anyone, rich, poor, sinner or saint, Jesus shows us that he loves everyone the same. In his time on earth, Jesus healed persons no matter their background. He preached and fellowshiped with persons who normally would be forgotten. His birth demonstrated God's ultimate love for us (John 3:16). Jesus was born with a mission to spread love throughout the earth.

Loving all persons is NOT a difficult task. Firstly, there are many people to love! We have our family, friends, neighbours, teachers, classmates, principals and even persons we may not like. Even though it seems that our love would run out, Jesus shows us that love NEVER runs out! We have it in abundance, and we share


it with everyone, not only to those who we want or those whom we believe deserve it. Jesus commands, "Let everything you do be done in love" 1 Cor 16:14. As we prepare for the celebration of his birth, let us complete acts of unselfish love this week. Choose 7 persons to complete an act of love each day this week. It could be as simply as a smile or laugh or planned breakfast. Show love to one another, unselfishly.



Marie

There are approximately 5000 different types of ladybugs. In many cultures they are a sign of good luck and new happiness. The most common ladybug to our region is the Seven -spotted Ladybug, with its shiny red and black body.

Marie reminds us that the birth of Jesus is the new beginning for the world. The love that God showed the earth is in the form of the gift of Jesus Christ. God sent Jesus to gift us with many blessings from the heart. Marie helps us remember this as when her wings open, they resemble a heart. Take the time to give thanks for the things that you love and people you love. Marie has seven dots on her body to represent a love which you hold and can share every day of the week.



Colour each dot as you complete an act of love each day.

BIBLE CORNER



"Beloved, let us love one another, because love is from God; everyone who loves is born of God and knows God" 1 John 4:7

Let's make a Love Christmas Tree.

What you will need

- Light-coloured construction paper
- Yellow construction paper • Markers or pens
- Stick glue • Scissors
- Cut out stars for tree toppers,

Instructions

- 1) On strips of paper write ways you can show love this season. Include the people who you want to show love as well. (Even people you may not like)
- 2) Place your strips on top of the sheet of construction paper to form a tree. Cut off the ends of strips to make shorter pieces if only one- or two-word answers are written on it.
- 3) When you have your pieces in order and shaped, glue them onto the page.
4. Top with a star.
5. Write your name and "Love Tree" at the bottom



If you are stuck here are some bible verses, you can include:

"As the Father has loved me, so I have loved you; abide in my love" John 15:9

"For the Father himself loves you, because you have loved me and have believed that I came from God." John 16:27

Recipe:

Donut Wreath

What You will need:

- 3 purple birthday candles, 1 pink birthday candle, 1 white birthday candle
- Green food colouring
- Donut Recipe (Store bought can work as well)
- Icing Sugar



Donut Recipe (Makes 16)

INGREDIENTS

FOR DOUGH

- 1 c. whole milk
- 1/4 c. plus 1 tsp. granulated sugar, divided
- 1 packet (or 2 1/4 tsp.) active dry yeast
- 4 1/2 c. all-purpose flour, plus more for surface
- 1/2 tsp. kosher salt
- 6 tbsp. melted butter
- 2 large eggs
- 1/2 tsp. pure vanilla extract
- Canola or vegetable oil, for frying

Directions

1. Grease a large bowl with cooking spray and set aside. In a small, microwave-safe bowl or glass measuring cup, add milk. Microwave until lukewarm, 40 seconds. Add a teaspoon of sugar and stir to dissolve, then sprinkle over yeast and let sit until frothy, about 8 minutes.
2. In a medium bowl, whisk together flour and salt. In a large bowl, whisk together remaining sugar, butter, eggs, and vanilla with a wooden spoon. Pour in yeast mixture, mix to combine, then add in dry ingredients, stirring with a wooden spoon until a shaggy dough forms. Transfer to a lightly floured surface and knead until elastic and only slightly tacky, adding more flour a teaspoon at a time if needed, about 5 minutes.

3. Form into a tight ball then place dough in oiled bowl and cover with a clean dish towel. Let dough rise in a warm spot in your kitchen until doubled in size, about 1 hour.
4. Line a large baking sheet with parchment. Punch down dough, then turn onto a lightly floured work surface and roll out into a $\frac{1}{2}$ " thick rectangle. Using a doughnut cutter or 3" and 1" biscuit cutters, punch out your doughnuts. Re-knead scraps together and punch out as well. Place doughnuts and holes onto baking sheets, cover with dish towel, and let rise again, about 40 minutes more.
5. Line a large baking sheet with paper towels. In a large pot or fryer over medium heat, heat 2" oil to 350°. Cook doughnuts, in batches, until deeply golden on both sides, about 1 minute per side. Holes will cook even faster!
6. Transfer doughnuts to paper towel-lined baking sheet to drain and cool slightly. Dip into glaze, then place onto a cooling rack (or eat immediately!).

Make Glaze

7. Make glaze: In a large bowl, whisk together milk, powdered sugar, and vanilla until smooth and 2 drops green food colouring.
8. In a small bowl $\frac{1}{2}$ cup of white sugar. 1 drop of red food colouring.
9. Wreath Assembly
 - 1) Choose your doughnut and dip in the green glaze
 - 2) Dip Glazed doughnut in red sugar dust
 - 3) Place your candles in the Advent order clockwise. (Purple, Purple, Pink, Purple)
 - 4) Enjoy



Advent Gift Basket

The Advent Season or the "Season of Giving." Even now during the present COVID 19 pandemic we are called to reach out a helping hand to persons in need. Each week you are tasked to add to our Gift Basket.

We add Tin and Produce to the basket as we remember that Love that Jesus brings during this time of year. To spread this love we ask you to donate to homes, ministries or the less fortunate, this season.



Your advent basket should now be filled. Take to your church to be as a hamper or give to someone you know who is in need. Remember if you go out, let an adult go with you and wear your mask

CHRIST CANDLE



Christ Candle

Its Christmas day! Today we celebrate the birth of Jesus Christ. For the last four weeks we looked at the preparation for this day. The birth of Jesus presented God in human form. This candle is placed at the centre of the other four candles, because it represents the fact that Jesus is the centre of our lives, and only in Him we will find true **hope, peace, joy and love.**

The birth of Jesus the Messiah

- ❖ Demonstrates God's perfect **love**, which
- ❖ Fills us with **peace** and **hope**
- ❖ Brings great **joy**.

At Christmas we receive gifts, spend time with family and have food more than the eye can see. Let us remember to give our own gifts of Hope, Love, Peace and Joy as we celebrate the birth of our Lord and Saviour Jesus Christ who came to do great things.



SUPERCOLORING.COM/STAINED-GLASS

Christmas Word Jumble



Nativity Craft - Manger Scene

Materials

- 6 Large craft (pallet) sticks
- Utility knife
- Stick glue
- Paint, blue, orange, white, and yellow
- Newspaper
- Paintbrushes
- Water
- Paper towels
- Twine
- Thin gold ribbon or gold embroidery thread
- Markers

Preparation (For Parents)

1. Cut the pallet sticks into pieces of different sizes.
2. Have three uncut sticks to make the roof and base
3. Cut three sticks at about the 2/3 mark. The longer pieces will make the sides of the manger, plus the angel; the short pieces will be Mary and Joseph and the baby Jesus. Keep the short lengths in one Ziploc bag and the long lengths in another.

Instructions

1. Do the painting first. Take three short sticks. For the first one, take your thumb and place it near the top of one stick so that the top of the stick still shows and a little of the back. Paint blue around your thumb. That will be Mary. Put her aside.
2. Wash out your brush using the water and your thumb. Dry the brush with paper towels.
3. Repeat step one with your thumb and another short stick, only this time use orange paint. This will be Joseph. Put him aside.
4. Wash out your brush and your thumb and dry the brush with paper towels.
5. For the last short stick, place your thumb over the entire rounded top, which will be Jesus' head. Paint yellow under your thumb. Put Jesus aside.
6. Wash out your brush and your thumb and dry the brush with paper towels.
7. Take one of the three long sticks to create your angel. Do as you did with Jesus, covering the whole top of the stick with your thumb. Paint white underneath. Lay the angel aside.

8. Clean up your brushes and hands.

9. To create the manger, start with two uncut sticks, crossing them very close to the top. Glue them together using stick glue.

10. Add two of the long-cut sticks to create the sides, gluing them to the roof. Angle them outward slightly.

11. Add the third uncut stick to make the base. Glue it to the long cut sticks at the bottom.

12. By now, your stick characters should be dry. To Mary's and Joseph's faces, add one little line that looks almost like a checkmark to make each an eye.

13. Glue their bases to the bottom stick from behind and angling them in slightly.

14. Give the baby Jesus and the angel two loops for eyelashes.

15. Glue the baby Jesus to the base and the angel to the X in the roof.

16. Wrap a bunch of twine around Jesus to make his swaddling clothes. Extend two short pieces of twine from Mary to the manger and Joseph to the manger, to look like their arms. Glue the twine down.

17. Wrap some gold thread around the angel's neck and above the head to create a halo. Glue it in place.

18. Tie a big loop around the X in the manger top so that you can use the manger on your Christ



Secret Greeting

DIRECTIONS: Use the code to fill in the blanks and figure out the secret holiday message.



 = A	 = H	 = O	 = T
 = C	 = I	 = P	 = U
 = D	 = M	 = R	 = W
 = E	 = N	 = S	 = Y

Let your animal Buddies Remind You of the Advent Message
Hope

Aunty Pé met Steve the Buffalypso in Chaguanas



Peace Barbara with her unborn Lamb



Joy - Ron the Hummingbird



Love - Marie The Lady Bug



Jesus the Saviour is Born

Prince of Peace

Lamb of God



Joy to the World

<https://youtu.be/30OaM6b48k8>